

Name: _____

FPT Term 1
English

Let's go out to eat!



Lesson A

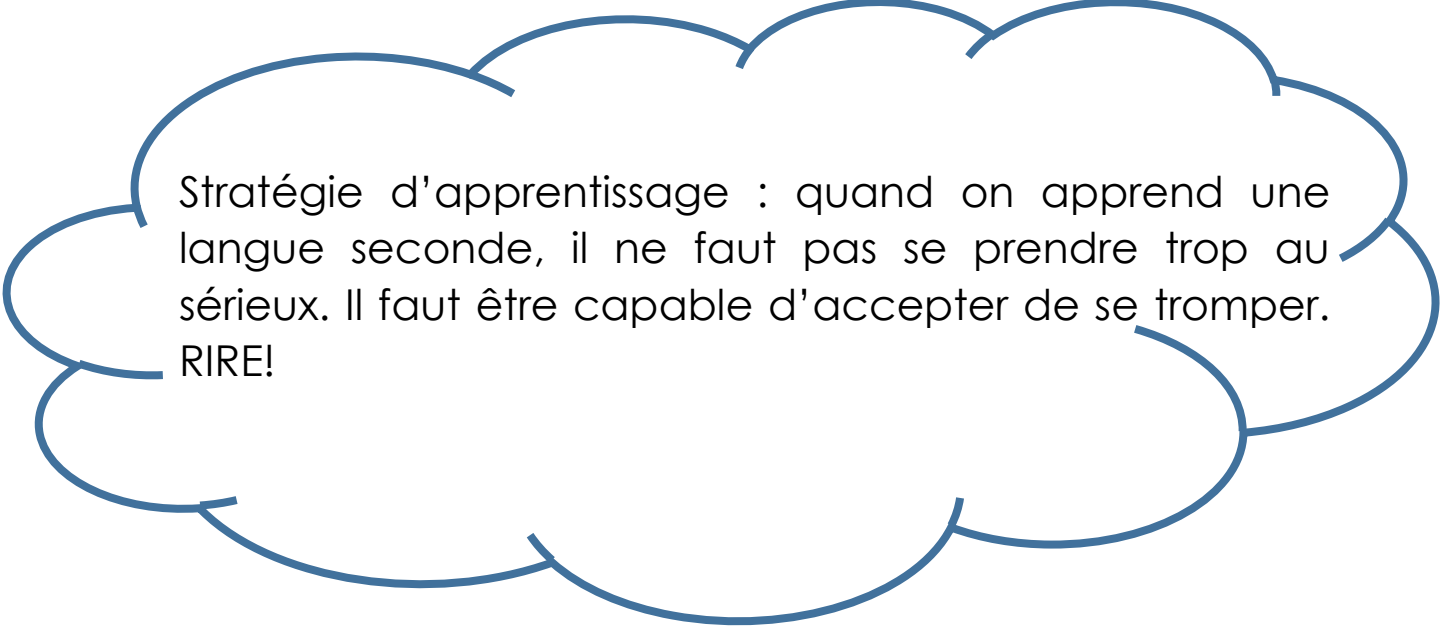
Margaret Gould & Gail Griffiths, CSPN, September 21st, 2012

Adapté par Karine Bellavance, Mitchell-Montcalm, septembre 2018

Are you nervous when you order at a restaurant?

1. Watch the video and laugh!

<http://www.youtube.com/watch?v=veZOrXVHf7U>



Stratégie d'apprentissage : quand on apprend une langue seconde, il ne faut pas se prendre trop au sérieux. Il faut être capable d'accepter de se tromper.
RIRE!

Lesson B : Dining at a Restaurant

1. Write the food you eat when you go out to a restaurant :

2. Listen to the video. Repeat the words you hear.

<http://www.youtube.com/watch?v=vfRiXBoUwA0>

3. Write the French equivalent of the words you heard. If you don't remember, listen again.

ENGLISH	FRENCH
restaurant	
appetizer *	
bread	
breakfast	
cake	

Margaret Gould & Gail Griffiths, CSPN, September 21st, 2012

Adapté par Karine Bellavance, Mitchell-Montcalm, septembre 2018

chair	
dessert	
dinner	
eggs	
fork	
glass	
ice	
knife	
lunch *	
menu	
napkin	
pepper	
plate	
salad	
salt	

Margaret Gould & Gail Griffiths, CSPN, September 21st, 2012

Adapté par Karine Bellavance, Mitchell-Montcalm, septembre 2018

sandwich	
sauce	
soup	
spoon	
sugar	
table	
waiter	
waitress	
water	

6. Write. Look at the Impact Café menu. Check (✓) Yes or No.

	YES	NO
Ice Cream Sundae is a dessert.		
Fish and Chips are an appetizer.		
Soft drinks are a dessert.		
The entrees are served with mashed potatoes or rice.		
Shrimp Cocktail is an appetizer.		
Fruit juice is a beverage.		

IMPACT

Appetizers

Spicy Buffalo Wings
Shrimp Cocktail

Entrees

Fish & Chips
Chicken Brochettes

Served with a choice of rice or French fries and a salad

Desserts

Homemade Apple Pie
Ice Cream Sundae

Beverages

Soft Drinks
Coffee & Tea

7. Write. Find 5 different dishes for each category.

Margaret Gould & Gail Griffiths, CSPN, September 21st, 2012

Adapté par Karine Bellavance, Mitchell-Montcalm, septembre 2018

APPETIZER	

ENTRÉE / MAIN COURSE	

BEVERAGE	

DESSERT	

8. Read the 2 conversations.

Notez la formule de politesse utilisée quand on fait une demande :

Question:	Would you like....?	Aimeriez-vous...?
Réponse :	I would (I'd) like...	J'aimerais...
	I'll have....	Je prendrai...

Client # 1

Client: Okay, I'm ready to order. For my appetizer, I'd like the tomato soup. Then I'll have spaghetti for the main course.

Waiter: Would you like something to drink?

Client: Just bottled water, please.

Waiter: And for dessert, you have a choice of jello or chocolate pudding.

Client: I'll have the chocolate pudding, please.

Waiter: No problem, I'll be right back. Would you like a cup of coffee or tea to finish your meal?

Client: A tea, please.

Client # 2

Waiter: Good evening, are you ready to order?

Client: Yes, please. What is your special today?

Waiter: Our special includes your choice of an appetizer, entrée, beverage and dessert.

Client: What are your appetizers?

Waiter: You have a choice of cream of carrot or cream of mushroom soup.

Client: I'd like the cream of mushroom soup, please. And what is your choice of entrées?

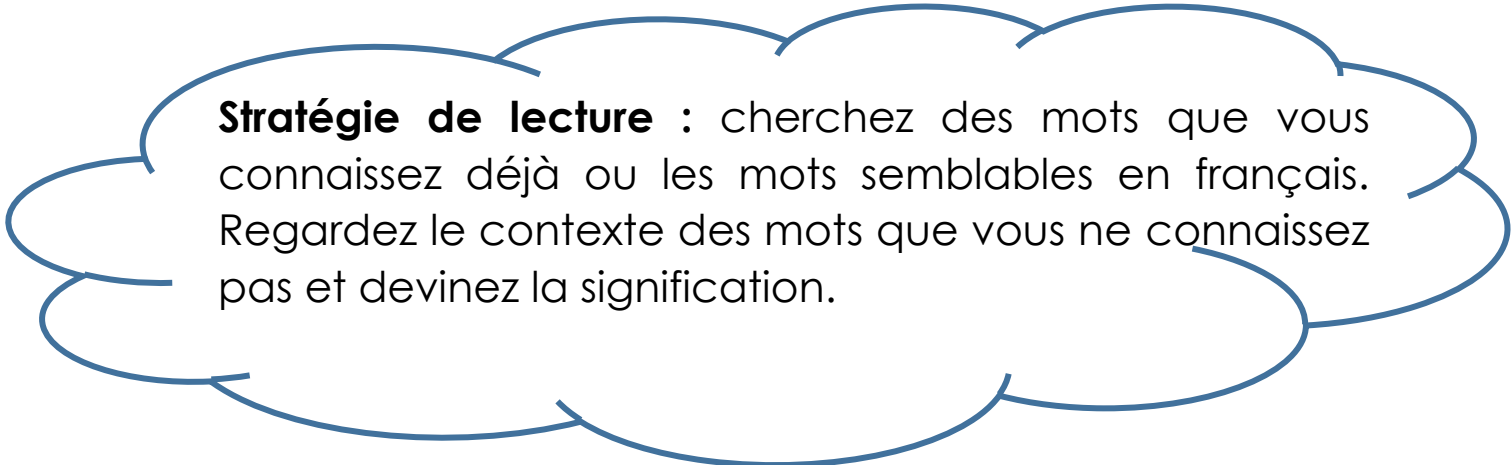
Waiter: We have pork ribs and a club sandwich.

Client: I'll have a garden salad, club sandwich and just a glass of water for now.

Waiter: For dessert you can choose either apple pie or apple cake.

Client: I'll have the cake with a coffee, please.

Waiter: Thank you. I'll be right back with your soup.



Stratégie de lecture : cherchez des mots que vous connaissez déjà ou les mots semblables en français. Regardez le contexte des mots que vous ne connaissez pas et devinez la signification.

9. Write what appetizer, entrée/main course, salad, beverage, and dessert client #1 and client #2 ordered.

	Client # 1	Client # 2
Appetizer		
Entrée/Main Course		
Salad		
Beverage		
Dessert		

10. A conversation. With a partner use “food” vocabulary and the conversation guide to create a new conversation.

Reverse roles.

Waiter : Are you ready to order?

Client : Yes. For an appetizer I'd like the _____, please.

Waiter : What would you like for your entrée?

Client : I'll have the _____.

Waiter : That comes with a choice of _____ or _____.

Client : I'd like the _____, please.

Waiter : Would you like something to drink?

Client : Yes, I'll have _____, please.

Waiter : For dessert you have a choice of _____ or _____.

Client : I'd like the _____, please.

Waiter : Thank you. Enjoy your meal.

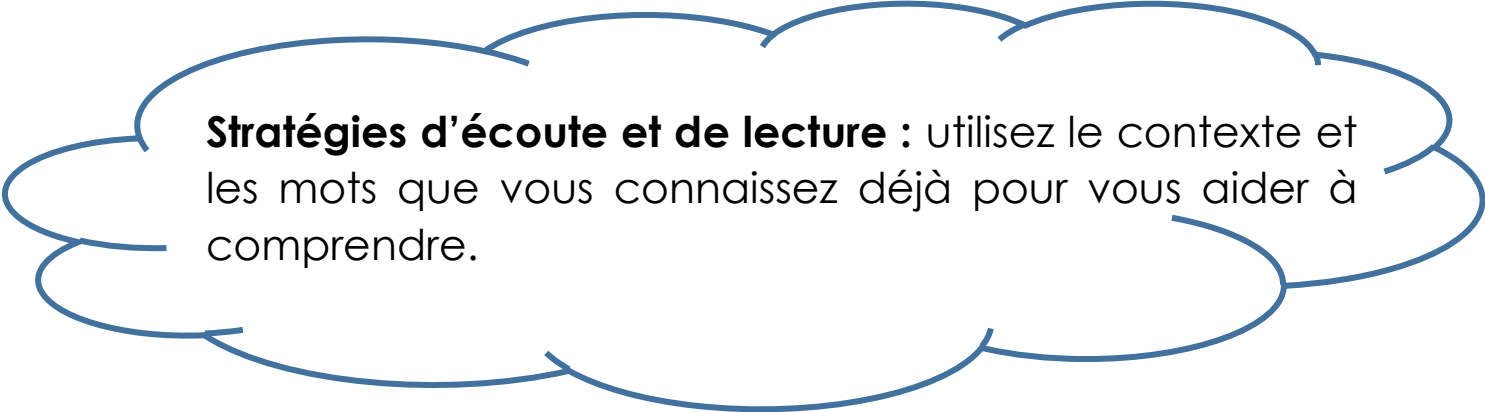
Lesson C: Dining Out - At the Diner

1. Watch the video, silently reading the captions.

<http://www.youtube.com/watch?v=Gxd6LshVU8A>

2. Watch the video again and repeat after the waitress.

3. Watch the video again and repeat after the clients.



Stratégies d'écoute et de lecture : utilisez le contexte et les mots que vous connaissez déjà pour vous aider à comprendre.

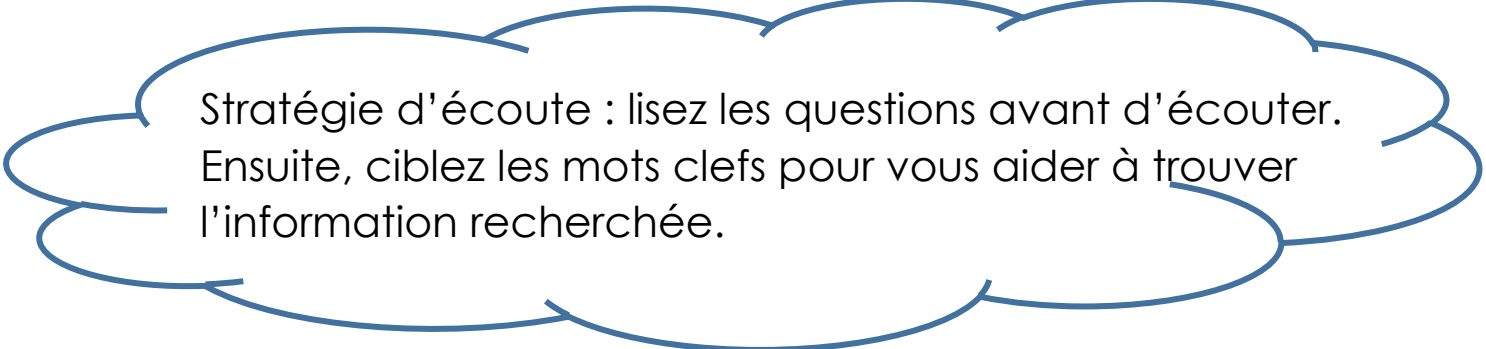
4. Write the French equivalent of the words you heard.

ENGLISH	FRENCH
bottled water	
diet soda	
ordering	
dressing	
spicy	
cooked	
serving	
finishing the meal	
ordering dessert	
get the check	

5. Read the questions 1 to 8 below.

Watch the video again. Answer the questions.

<http://www.youtube.com/watch?v=Gxd6LshVU8A>



Stratégie d'écoute : lisez les questions avant d'écouter.
Ensuite, ciblez les mots clés pour vous aider à trouver
l'information recherchée.

1. What is the waitress' name?

2. The man orders:

- a- bottled water
- b- regular water

3. What kind of dressing does the woman choose for her salad?

- a- Italian
- b- Blue cheese
- c- French

4. The man orders the peppered salmon.

a- true

b- false

5. When she finishes her meal, the woman takes the rest of her meal to go.

a- true

b- false

6. The man takes cream in his coffee.

a- true

b- false

7. The woman chooses _____ for dessert.

a- chocolate cake

b- cheesecake

8. The man and woman enjoyed their meal.

a- true

b- false

Lesson D: Ordering Fast Food

1. Watch the video, listening attentively to the dialogue.

www.youtube.com/watch?v=KIXPSykQ5fk

2. Review. Before doing the next activity, review numbers...

3. Write. Fill in the missing words from the fast food restaurant conversation.

Waiter : Welcome to McDonald's, home of the Big Mac. Would you like a Big Mac value meal today?

Client : No thanks, I'd like a _____.

Waiter : Would you like to make that a meal with _____ fries and a _____?

Client : Mmm... Sure.

Waiter : Would you like to make that a _____ meal with large _____ and a _____?

Client : No thanks. _____ is fine.

Waiter : Okay, for here or to go?

Client : For here.

Waiter : Alright your total is _____,

Client : Okay here's a five. Mmm... Just a second, I think I have _____.

Waiter : Your order number is _____. We'll call you when it's ready.

4. Watch the video again to check your answers.

(Video 10) * www.youtube.com/watch?v=KIXPSykQ5fk

5. A conversation. With a partner, use the conversation from activity 3 as a guide to create a new conversation. Reverse roles.

Waiter : Welcome to McDonald's, home of the Big Mac. Would you like a Big Mac value meal today?

Client : No thanks, I'd like a _____.

Waiter : Would you like to make that a meal with _____ fries and a _____?

Client : Mmm... Sure.

Waiter : Okay, for here or to go?

Client : _____.

Waiter : Alright your total is _____,

Client : Okay here's a _____.

Waiter : Your order number is _____. We'll call you when it's ready.

Lesson E : Jobs in a restaurant

1. Write. Find the name of these jobs.

English name	French name
Waiter / waitress	
Manager	
Cook / chef	
Host / hostess	
Cashier	
Busboy	

Lesson F : Review

1. Watch the video and answer "Which one?"

http://www.youtube.com/watch?v=BJEh0F6ij_c

2. Write the words in the box under the images.

soft drink/soda waiter getting the check breakfast pie
fork waitress glass of water cake ordering sandwich
spoon fries knife bread lunch salad hamburger
soup plate ice bottled water salad dressing

